



District Report Card: 2017


| | |
|---------------------------|-------------------------|
| State: Maharashtra | District: Nashik |
| Class: 3 | Subject: EVS |
| Schools: 61 | Students: 1457 |


Participation/Coverage


Students

| GENDER  | Boys | | Girls | |
|--|--------|-------|--------|-------|
| | Number | % | Number | % |
| | 751 | 51.54 | 706 | 48.46 |

| AREA  | Rural | | Urban | |
|---|--------|-------|--------|-------|
| | Number | % | Number | % |
| | 934 | 64.10 | 523 | 35.90 |

| CATEGORY  | SC | | ST | | OBC | | GEN | |
|--|--------|------|--------|-------|--------|-------|--------|-------|
| | Number | % | Number | % | Number | % | Number | % |
| | 134 | 9.20 | 465 | 31.91 | 415 | 28.48 | 443 | 30.40 |

| CWSN  | LD | VI | HI | S&LD | ID | Oth |
|--|----|----|----|------|----|-----|
| | 1 | 37 | 2 | 0 | 1 | 1 |

| Management  | Government | | Government-aided | |
|--|------------|-------|------------------|-------|
| | Number | % | Number | % |
| | 1027 | 70.49 | 430 | 29.51 |

Average Performance of Students in EVS (%)

| Overall | Gender | | Area | | Management | | Social Group | | | |
|---------|--------|--------|-------|-------|------------|-------|--------------|-------|-------|-------|
| | Male | Female | Rural | Urban | Govt. | Aided | SC | ST | OBC | GEN |
| 64.21 | 63.84 | 64.61 | 66.60 | 59.96 | 64.59 | 63.32 | 62.84 | 67.01 | 63.02 | 62.81 |

Performance on Learning Outcomes (LOs)

| Learning Outcomes | Description | Average Performance(%) |
|-------------------|---|------------------------|
| E302 | Identifies simple features (e.g. movement, at places found/ kept, eating habits, sounds) of animals and birds in the immediate surroundings. | 57.04 |
| E303 | Identifies relationships with and among family members | 63.71 |
| E304 | Identifies objects, signs (vessels, stoves, transport, means of communication, transport, signboards etc.), places (types of houses/shelters, bus stand, petrol pump etc.) activities (works people do, cooking processes, etc.) at home/school/neighborhoods | 66.44 |
| E305 | Describes need of food for people of different age groups, animals/birds, availability of food and water and use of water at home and surroundings | 61.91 |
| E307 | Groups objects, birds, animals, features, activities according to differences/similarities using different senses. (e.g. appearance/place of living/ food/ movement/ likes-dislikes/ any other features) | 70.63 |
| E309 | Identifies directions, location of objects/places in simple maps using signs/symbols/verbally | 61.46 |
| E310 | Guesses properties, estimates quantities of materials/activities in daily life and verifies using symbols/non-standard units | 63.35 |
| E311 | Records observations, experiences, information on objects/activities/places visited in different ways and predicts patterns etc. | 52.37 |
| E313 | Observes rules in games (local, indoor, outdoor) | 34.79 |
| E314 | Voices opinion on good/bad touch , stereotypes for tasks/play/food in family w.r.t gender, misuse/wastage of food and water in family and school. | 75.91 |

| Range of Performance of Students who Answered Correctly | | | | | | | |
|---|-------|-----------|-------|-----------|-------|-----------|-------|
| Below 30% | | 30% - 50% | | 50% - 75% | | Above 75% | |
| Number | % | Number | % | Number | % | Number | % |
| 185 | 12.70 | 225 | 15.44 | 482 | 33.08 | 565 | 38.78 |

Lowest Performing Learning Outcomes (LOs)

1 - Observes rules in games (local, indoor, outdoor) (34.79)

2 - Records observations, experiences, information on objects/activities/places visited in different ways and predicts patterns etc. (52.37)

3 - Identifies simple features (e.g. movement, at places found/ kept, eating habits, sounds) of animals and birds in the immediate surroundings. (57.04)

4 - Identifies directions, location of objects/places in simple maps using signs/symbols/verbally (61.46)

5 - Describes need of food for people of different age groups, animals/birds, availability of food and water and use of water at home and surroundings (61.91)